




## Activity Pack Going Outside

### Featured Signs:

- Tree
- Leaf
- Grass
- Flower
- Wind
- Outside
- Day
- Sun
- Bug
- Sky



Music from Signing Time Series Two, Vol. 5 Video  
Activities from Signing Time Classroom Edition

Available at [www.signingtime.com](http://www.signingtime.com)

**Look 'Round The Garden:**  
Sample Sign Language Activity  
from Signing Time Classroom Edition - Unit 9: OUTSIDE

**SIGNS IN THIS UNIT:**

Outside	Bug	Sky	Day
Sun	Wind	Clouds	Night
Flower	Trees	Rain	Moon
Grass	Leaves	Snow	Starts





**Materials Needed:**

4 copies of flowers (see template)  
Crayons  
Scissors


To prepare for this activity, photocopy, color and cut out the flowers provided and label them with the words above (one per flower). Spread all the flowers, word side down, on the floor. Then have the children skip around the room singing the following to the tune of "Skip to My Lou":

Dropped my FLOWER,  
What'll I do?  
Dropped my FLOWER,  
What'll I do?  
Dropped my FLOWER,  
What'll I do?  
Look 'round the garden, darling

On the word "darling", the children pick up the nearest flower and hold it until called upon to read and sign the word. When all children have said and signed their word, replace the flowers and start again.




Unit 9: OUTSIDE



flower

Two Little Hands Productions | www.signingtime.com


Unit 9: OUTSIDE



sun

Two Little Hands Productions | www.signingtime.com

Unit 9: OUTSIDE



outside

Two Little Hands Productions | www.signingtime.com


Unit 9: OUTSIDE



wind

Two Little Hands Productions | www.signingtime.com

Unit 9: OUTSIDE



bug

Two Little Hands Productions | www.signingtime.com

Unit 9: OUTSIDE



grass

Two Little Hands Productions | www.signingtime.com


Unit 9: OUTSIDE



sky

Two Little Hands Productions | www.signingtime.com


Unit 9: OUTSIDE



leaf

Two Little Hands Productions | www.signingtime.com

Unit 9: OUTSIDE



tree


Two Little Hands Productions | www.signingtime.com

## Unit 9: OUTSIDE | Flash Cards



### outside

Close your hand twice, each time pulling it slightly away from you, like your hand is going outside.



### sun

First, draw an imaginary circle in the sky. Then open your fingers to show the sun's warm rays.



### flower

Pretend to smell a flower. Tap it on one side of your nose and then on the other side.



### grass

Open one hand and gently brush your palm up your chin a few times. It looks like you are resting your chin in the grass!



### bug

Touch your thumb to your nose and bend your pointer and middle finger up and down twice, to show the bug's antennae.



### wind

Your open hands sway from side to side, to show the wind blowing.




### tree

Rest your elbow on your hand and spread your fingers to make a tree. Twist your open hand a bit, like leaves shaking in the wind.



### leaf


Open one hand to show the leaf. Place your pointer finger on it like a stem. Shake your open hand while floating both hands down like a falling leaf.



### sky

Start with your arm flat in front of your body, then show the sky overhead.

Unit 9: OUTSIDE



snow

Two Little Hands Productions | www.signingtime.com

Unit 9: OUTSIDE



rain

Two Little Hands Productions | www.signingtime.com


Unit 9: OUTSIDE



cloud

Two Little Hands Productions | www.signingtime.com


Unit 9: OUTSIDE



moon

Two Little Hands Productions | www.signingtime.com


Unit 9: OUTSIDE



night

Two Little Hands Productions | www.signingtime.com


Unit 9: OUTSIDE



day

Two Little Hands Productions | www.signingtime.com

Unit 9: OUTSIDE



stars

Two Little Hands Productions | www.signingtime.com

## Unit 9: OUTSIDE | *Flash Cards*



### **cloud**

Make a C with each hand and trace the shape of a puffy cloud in the sky.



### **rain**

Hold your hands up, and then bring them down a few times in short, straight lines to show the rain falling.



### **snow**

Open both hands and float them down while wiggling your fingers. Imagine snowflakes dancing to the ground!



### **day**

With your elbow on your hand, your pointer finger shows the sun going across the sky.



### **night**

The wrist of your bent hand sits on the back of your other wrist, like the sun going down for the night.



### **moon**


Make a moon shape with your pointer finger and thumb next to your eye, and then put it up in the sky.



### **stars**

Pointing up at the stars, brush your pointer fingers up and down past each other.





## Going Outside

I love looking at the flowers  
I can count them one by one  
Or explore the grass for hours  
Looking at the bugs


Outside going outside  
Outside today  
Outside going outside  
It's an outside kind of day  
Outside the sun shines  
Outside it's warm  
Outside going outside today

I love looking at the trees  
Some are thin and some are wide  
All the different colored leaves  
Decorate the sky

Outside going outside  
Outside today  
Outside going outside  
It's an outside kind of day  
Outside the wind blows  
Outside it's cold  
Outside going outside today

I love looking up at clouds  
I wonder what they hold  
Is it rain or thunder sounds?  
Or are they bringing snow

Outside going outside  
Outside today  
Outside going outside  
It's an outside kind of day  
We're going outside  
Will you come along?  
Outside going outside  
Outside going outside  
Outside going outside today



## Practice with Rachel!

Signing Time Video  
Going Outside  
Series Two, Vol. 5





# Two Little Hands Product Guide

birth-3	ages 2-4	ages 2-8	ages 3-8
			
helps babies communicate	makes potty training easier	teaches signs + vocabulary	preschool curriculum
<ul style="list-style-type: none"><li>• ASL Signs</li><li>• First Words</li><li>• Manners</li><li>• Self-Worth</li></ul>	<ul style="list-style-type: none"><li>• Potty Routine</li><li>• ASL Signs</li><li>• Self Control</li><li>• Confidence</li></ul>	<ul style="list-style-type: none"><li>• ASL Signs</li><li>• Vocabulary</li><li>• Social Skills</li><li>• Self-Esteem</li></ul>	<ul style="list-style-type: none"><li>• Preschool Skills</li><li>• ASL Signs</li><li>• Science</li><li>• How to Learn</li></ul>



[www.signingtime.com/dictionary](http://www.signingtime.com/dictionary)